

UNIVERSITY CITY HIGH SCHOOL ONLINE FUNDRAISING

AmazonSmile, Benefit Mobile, eScrip and Ralphs



You shop. Amazon gives.

Shop smile.amazon.com! On your first visit to AmazonSmile, www.smile.amazon.com, please select **University City High PTSA** as your charitable organization. AmazonSmile Foundation will donate 0.5% of the purchase price from your eligible AmazonSmile purchases to Standley Middle School. No new Amazon account needed and it will save University City High PTSA as your charity of choice.



BENEFIT MOBILE: University High School PTSA has partnered with Benefit as a fundraising solution. *Benefit is a free iPhone and Android app* that allows you to shop at places like Target, Starbucks, Amazon, Walmart and many more, while giving up to 20% of every transaction back to our organization. Just shop like you normally do. When it comes time to check out, instead of pulling out your credit card, pull out the Benefit app and purchase a digital gift card that you redeem instantly. For instance, buy \$200 worth of back to school clothing at Gap, and \$16 (8%) goes back to your organization. It doesn't cost you a dime beyond what you were already going to spend. It's raising funds without fundraising!

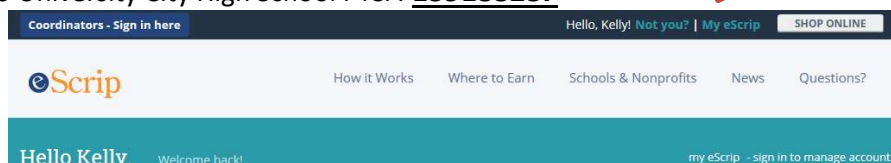
Download the Benefit Mobile app and select **University City High School PTSA** as your chosen beneficiary to start giving today! For more information go to www.benefit-mobile.com. Feel free to forward this info to family and friends. The more people who participate, the more funds we will raise.

eScrip Free Money for Standley thru various programs

It's safe & secure! **Easy to Sign-up ---PLEASE READ!** Sign up at www.escrip.com. **Our school number is 139188287.** The eScrip Dining and Online Mall is the best way to earn money for UC High. Online merchants (<http://www.escrip.com/wheretoeat/merchantsearch.jsp>) give anywhere from 1.2% to 4.8 % back to UC High.

Incoming 9th Graders: PLEASE change your school to University City High School PTSA.

1. Sign up or sign in at www.escrip.com.
2. Click on "My eScrip"
3. Change to University City High School PTSA-**139188287**



How to set up the eScrip Online Mall (Using Amazon.com example)

1. Sign up or sign in at www.escrip.com.
2. Click on the "Shop Online" logo.
3. Select Amazon "shop now" as your merchant. You will be redirected to the Amazon site. You know you are earning money for Standley when you see "loyal" in your Amazon URL.



4. Bookmark this link in your browser and use it whenever you want to shop at Amazon. You can do this for all the other merchants in the online mall.

How to set up the eScrip Dining Program: Can earn up to 5% per dollar spent - including tax and tip at thousands of participating restaurants.


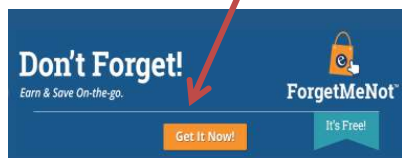
- Register your card at <http://escrip.rewardsnetwork.com/>
- No cards or coupons to present or membership numbers to remember
- Earn 2.5% per dollar on everything you order - food, drinks, even the tax and tip - at thousands of restaurants
- Earn an additional 2.5% when you complete a post-dine survey

That's it! When you pay at a restaurant with a registered credit or debit card, eScrip Dining tracks the dine and automatically awards Standley PTSA with **2.5% for every dollar you spend** on your entire dining bill.

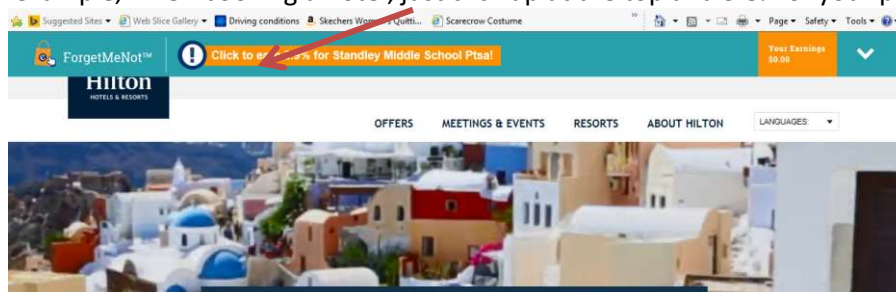
How to use the eScrip "ForgetMeNot" App

If you don't want to save bookmarks for all the merchants, but want to be notified when purchasing from an on-line merchant that participates in eScrip, download the "ForgetMeNot" app. It's easy.

1. Sign up or sign in at www.escrip.com.
2. Click on the "Online Mall" logo. At the top of the screen, you will see "ForgetMeNot"
3. Click "Get it Now", then "download."



4. Now when you are on a website that participates in eScrip, you will be notified at the top of the page.
5. Using Hilton as an example, when booking a hotel, just click up at the top and 3.8% of your purchase will go to UC High.



A percentage of your purchases will go to UC High!

Ralphs is committed to giving \$2 Million during the next 12 months through their Community Contributions Program.

Ralph's New Program, all need to register/re-register

Participants are required to register/re-register for the new term online at <https://www.ralphs.com/topic/community-contribution-2> or by calling 800-443-4438 starting September 1, 2017. Even if you registered as recently as June, July or August 2017, you are required to register again beginning September 1st.

1. Log in to www.ralphs.com
2. Click on 'No Account' Register
3. Follow the easy steps to create an online account
4. You will be instructed to go to your email inbox to confirm your account
5. After you confirm your online account by clicking on the link in your email, return to www.ralphs.com & click on 'Sign In', enter your email address and password.
6. View all your information and edit as necessary
7. Link your card to your organization by clicking on:
 - a. Community Rewards - Enroll
 - b. Type your NPO number or Name of your Organization
 - c. Remember to click on the circle to the left of your organizations' name
 - d. Click on Enroll to finish your enrollment process

For your convenience, step-by-step website registration instructions can be found at www.ralphs.com, click on Community, click on Community Contributions, click on 'Enroll Now'. If you don't have computer access, please call us at 1-800-443-4438 for assistance.

Please pass the following information on to all your supporters, family and friends who would like to participate

If you have any questions, please contact Meredith Kennedy, UC High PTSA Online Coordinator, at UCHSmail@gmail.com.